





## 20. Anagrams

---

 15 minutes	 High beginner +
 Word recognition	
 Worksheet 3-2	

### ANSWERS

#### Puzzle A

- |                 |               |
|-----------------|---------------|
| 1. who          | 7. taps, pats |
| 2. weak         | 8. march      |
| 3. team, mate   | 9. sour       |
| 4. tone         | 10. state     |
| 5. mean, mane   | 11. knee      |
| 6. brake, baker | 12. peach     |

### IDEA

You might remember your grandfather doing these word jumbles as a kid. Move the letters around and make a new word. Research suggests the ability to solve anagrams is an indicator of a student's reading fluency.

### SET UP

Copy Worksheet 3-2 for students or display on projection screen.

### FLOW

Explain anagram. It's a word puzzle that is played by moving letters around to make a new word. No letters can be added or removed.

Here are some examples:

- ant - tan
- part - trap, tarp
- sink - skin, inks

More than one answer is possible for some words.

#### Puzzle B

- |                     |                  |
|---------------------|------------------|
| 1. post, stop, tops | 7. take, teal    |
| 2. cork             | 8. ulcer         |
| 3. tried            | 9. shout         |
| 4. stage            | 10. danger       |
| 5. pager            | 11. direct       |
| 6. sewn             | 12. leafs, fleas |